

Hydroponics

# AGRÓNIC 5500

*Controller for the control of irrigation and fertilization  
in hydroponic crops and soil crops.*



## Description

---

Controller for the control of irrigation and fertilization  
in **hydroponic crops and soil crops**.

---

**Regulates the pH of the irrigation water** and injects fertilizers by CE and / or units.

**Read analog, digital sensors and counters.**

Through sensors and conditioners, it starts and stops programs, modifies irrigation and fertilizers.

It controls the temperature and the environmental humidity by means of **fogging** in greenhouses.

The irrigation programs can apply **phytosanitary treatments**.

**It mixes two waters** with different salinity to obtain a determined EC.

**It cleans filters**, initiates the washing by differential pressure or by time or volume.

**It manages diesel engines**, both motor pumps and generator sets.

**It registers all the anomalies** that are produced and **actions** that it carries out, as well as a history, with registers every 10 minutes, for each sector and sensor that exists in the controller.

It connects with the **Agrónic APP, VEGGA and Agrónic PC** remote management tools.

It controls valves, analog sensors, counter sensors and digital sensors by radio using AgroBee-L radio modules at distances of up to 2500 meters between two point, according to orography.

Available in Spanish, English, French, Italian, Portuguese, Catalan and Polish languages.

There are two types of format, wall box or to be embedded in cabinets or desks.







## IRRIGATION

It manages the irrigation of 30 sectors through 16 programs.

Each program can:

- Activate from 1 to 9 sectors.
- Fertilization through conductivity regulation (EC) or by uniform application of the units.
- Regulate the EC of incoming water.
- Start the irrigation in different ways: by schedule, through constraints assigned to sensors, or at the end of another program (sequential).
- Works based on days of the week or by frequency of days.
- Choose a schedule and an active period.
- Perform pulsed irrigation in several activations separated by a period of time.
- Set up different irrigation units in each program, by time (hh:mm, mm:ss) or by volume (m<sup>3</sup>, m<sup>3</sup>/ha, hh:mm/ha).
- Distribute the volume proportionally among the irrigating sectors at the same time according to the expected flow. The volume distribution information is saved in the history.



## FERTILIZATION

It controls the injection of 4 fertilizers, an acid, a fertilizer for phytosanitary treatments, and an agitator.

It applies the fertilizer by conductivity regulation (EC) or by uniform application, independently for each program.

Application via the EC regulation program of a proportion among fertilizers according to the EC reference.

Distributes the amount of each fertilizer inside the irrigation system to achieve uniform application.

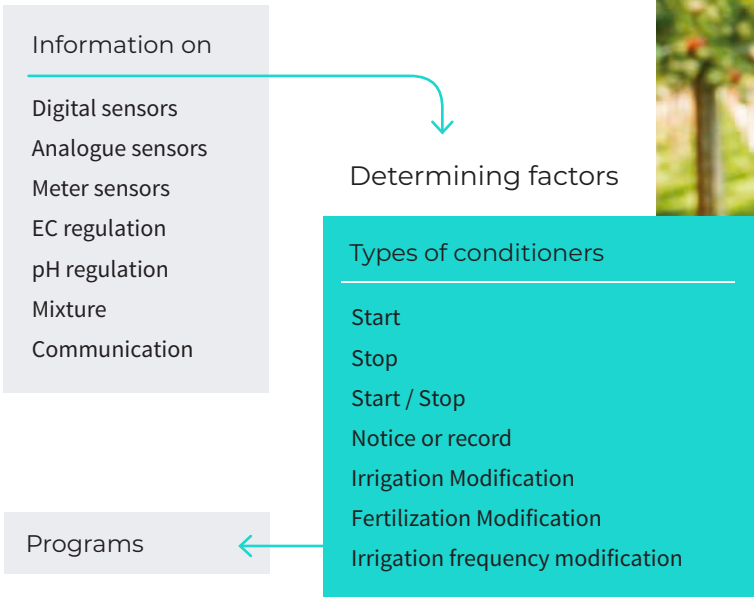
Injection with venturis by pulsed outputs. Optionally, with inverter via external transmitter.

Pre-irrigation and post-irrigation may be different in each program.



## DETERMINING FACTORS

The system has a total of 50 determining factors with which it carries out direct actions to programs, taking into account the information of the digital, analogue, or meter sensors, or according to the state of the EC, pH, or mixture regulation.



## FOGGING


It manages the fogging of up to 4 groups with a maximum of 8 valves per group.

It controls the humidity in greenhouses through starting conditions (digital or analogue sensor) or through temperature or relative humidity sensors.



## TWO WATER MIX

With the option, "2 Water Mix," you can mix water with different salinities to achieve a certain EC in the input water, regulating one or two motorized valves. You can configure an EC reference in each program.



## SOLAR IRRIGATION


Use solar energy to carry out irrigation. It drives motors using solar panels connected to a solar radiation sensor and a frequency inverter.

It combines solar energy and the power of the electric grid or a diesel engine in hybrid installations to ensure irrigation on cloudy days or after daylight hours.

Solar irrigation also allows for irrigation at different pressures, prioritizing higher pressure sectors.





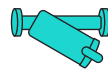


## PUMPING

The system has 2 general outputs for assigning 2 motors. From the sectors, you can choose the motors used.

It allows you to choose the **activation and deactivation time of the motors or sectors** to avoid hydraulic shock.

With the “Diesel motor control” option, you can **control a diesel motor or generator set** with outputs for starting, stopping, contact, and preheating. It also detects failures.



## CLEANING FILTERS

Manages the cleaning of up to 9 filters.

Cleaning is initiated by **pressure difference, by time limit, or by volume** of water circulation.

It allows you to choose the filters' cleaning time for when you want a break between them, if the cleaning is done at the beginning or during the irrigation, and if, when you start cleaning the filters, you want to stop the sectors and fertilizers or not.



## READING

The system keeps readings of:

- **Records** of anomalies and events. For example, when a program is enabled, when there is a power outage, if the controller goes out of service, etc.
- **History** per day of:
  - Programs: start-up defined.
  - Sectors: time and volume of irrigation and fertilizers, average EC, and pH.
  - Filters: number of cleanings.
  - Analogue sensors: average, maximum, and minimum values.
  - Meter sensors: irrigation, leakage, fertilizer, and rain.
- **Accumulated** by sector or meter by volume, time, flow, fertilizer, or rain, from a starting date.

The remote management programs give more detailed information on the readings, visualizing the data in 10 min fractions of the sectors, analogue sensors, and meters, in table or graphic format.



## MANUAL CONTROL

Through manual orders, the system can:

- Start, pause, or stop a program
- Pause a program for a few hours
- Put the controller out of service or generally stop it
- Start or stop filter cleaning
- Stop alarms and failures
- Put sectors in manual or automatic mode
- Put nebulization function in manual or automatic mode
- Calibrate the EC and pH sensors
- Modify the virtual sensors
- Activate outputs

## EXTERNAL MODULES

With the “AgroBee-L Link” option, **the controller links with AgroBee-L radio modules**, expanding the possibilities and the use of new features.

The different modules in the range **activate valves and other irrigation elements, as well as the reading of digital, analog and meter sensors.**

The AgroBee-L modules work with LoRa radio modulation, which operates in the free bands of 868 MHz, 433 MHz and 915 MHz, obtaining coverage radii of up to 2500 m between two points (depending on the orography).



## MANAGE THE CONTROLLER FROM ANYWHERE IN THE WORLD

The user has remote connectivity and full access to the unit through VEGGA, Agrónic APP and Agrónic PC services, thanks to its GPRS modem or a Wi-Fi connection or via USB cable.



### VEGGA

VEGGA is a digital platform that integrates the best precision agriculture technologies that provide value to the farmer, both in improving decision-making for efficient crop management, and in improving their economic and environmental sustainability.

Among others, VEGGA allows advanced irrigation and fertilization control through proprietary solutions, it incorporates digital irrigation prediction twins developed by IRTA, and pest and disease prediction models developed by BASF, as well as farming and field notes management tools.

To adapt to the needs of each farmer, VEGGA groups all these solutions into five modules whose respective solutions can be contracted independently. These modules are: irrigation control, agro-climatic monitoring, advanced fertigation, crop protection and farming management.

---

### AGRÓNIC APP

Mobile application with which you can check the status of the Agrónic, edit the scheduled irrigation and fertilization and give direct manual orders.

It has maps, accumulated histories, graphs of the values of the day, log of events and anomalies.

---

### AGRÓNIC PC

Program for Windows with which all the features of Agrónic unit can be configured, programmed and consulted in real time, intuitively and easily.

There is no need to register the unit in the cloud because the software can be installed on the computer and is connected via cable or the internet.

## OPTIONS

Options to expand the controller's features.



### Modem link + SMS messages

Option to connect via GPRS, and/or receive SMS messages from the controller.



### RS485 link

Serial port to connect via RS485 + USB junction box.



### SDI-12 extension and 4 analog inputs

Board to incorporate 8 sensors with SDI-12 protocol + 4 analog 4-20mA sensors.



### WiFi link

Option to connect via WiFi router.



### AgroBee-L link

Option to link external modules AgroBee-L 868 MHz, 915 MHz and 433 MHz.



### Double voltage generator set on 12 VDC

Option for starting the generator set and electropump.



### Cloud

(Agrónic APP + VEGGA) License to connect with the Progrés cloud.



### Cloud + PC

(Agrónic PC + Agrónic APP + VEGGA) License to connect up to 3 PCs/Servers.



### USB link

Option to connect via cable.



### AgroBee-L + GPRS link

Option to link external modules AgroBee-L with GPRS modem included on the same board.



### Radio link 433 MHz

Option to connect via Radio.



### 6 analog inputs extension

Option to expand the analog inputs.



### Diesel control engine

Ideal option for the automatic starting of a motor pump or a generating set.



### 2 waters mixing

Option to control the EC of the inlet water.

## SUMMARY OF BENEFITS

### Models

- 10 digital outputs expandable to 30 (v1) (all models include 4 more outputs for fertilizer and 1 for acid).
- 6 analog inputs expandable up to 16 (v1).
- 10 non-extendable digital inputs.
- Power supply at 12 Vdc and outputs for 12 Vdc or 24 Vac.
- Double voltage.

### Functionalities

- 30 sectors.
- 16 irrigation programs of up to 9 sectors each.
- 16 digital sensors.
- 40 analog sensors.
- 10 sensors counters.
- 50 conditioning factors.
- 4 fertilizers (EC or uniform fertilization).
- 1 acid or base.
- 1 phytosanitary treatment (fertilizer 5).
- 9 cleaning filters in a group.
- 4 nebulizations by temperature and/or humidity.
- Mixture of two waters of different salinity.
- Automatic start and stop of diesel engine.
- Control of solar irrigation.



## Sistemas Electrònics Progrés

Since 1985, we have been dedicated to the design and manufacture of electronic equipment for agricultural fertirrigation such as drip irrigation, spraying, and hydroponics and other water controls such as remote management in irrigation communities, parks, and gardens.

Our range of irrigation controllers is one of the most complete in existence and some of our models have been pioneers worldwide.

Because it is configurable, our systems can be adapted to the particular needs of each installation.

*Cultivating the technological advances  
of the future day by day*

### Warranty

The Agrónic 5500 complies with the CE marking directives.  
Products manufactured by Progrés have a two-year warranty against any manufacturing defect.  
Compensation for direct and indirect damage caused by the use of the unit is excluded from the guarantee.

Polígon Industrial, C/ de la Coma, 2  
25243 El Palau d'Anglesola | Lleida | España  
Tel. (+34) 973 32 04 29 | info@progres.es

[www.progres.es](http://www.progres.es)

R-2214-2

ISO 9001  
BUREAU VERITAS  
Certification

